

The background image shows a desk with a laptop, various pens and pencils in a holder, stacks of papers, and a blue semi-transparent overlay in the center. The overlay contains the title and subtitle in white text. The desk also has a small container with a mouse, a glass of water, and some other office supplies.

# Navigating FAST Assessments

A Comprehensive Guide to the Florida Assessment of Student Thinking & The Family Portal

---

# Today's Agenda

- ✓ What is FAST?
- 📅 The Progress Monitoring Schedule
- 💻 Understanding the Family Portal
- 📋 Interpreting Student Scores
- 🤝 Supporting Your Student at Home

# What is FAST?

## The Definition

---

The **Florida Assessment of Student Thinking (FAST)** is a progress monitoring system administered three times per year. It tracks student growth in Reading, Mathematics, and Early Literacy (VPK-2).

## The Goal

---

Unlike past "high-stakes" end-of-year testing, FAST is designed to provide teachers, students, and parents with **real-time, actionable data** throughout the school year to support instruction immediately.

# Progress Monitoring Schedule

## PM2: Check-In

Middle of Year  
(December - January)

Monitors growth and adjusts instruction.

## PM1: Baseline

Beginning of Year  
(August - September)

Sets the starting point for learning.




## PM3: Summative

End of Year  
(May)

Measures mastery of grade-level standards.



# Why the Switch to FAST?

-  **Less Time Testing:** FAST assessments are significantly shorter than previous statewide assessments, leaving more time for classroom instruction.
-  **Immediate Feedback:** Results are typically available within days, not months, allowing teachers to tailor their lessons to student needs right away.
-  **Growth Focused:** Parents can see exactly how much their child has learned from the beginning to the middle and end of the year.





# The Family Portal

Your Gateway to Student Success & Data



# Accessing Your Data

## A Central Hub for Families

The **Florida Statewide Assessments Family Portal** is a dedicated website where you can view your student's individual score reports for all FAST assessments.

Beyond just scores, the portal provides a detailed breakdown of performance by category, allowing you to see specific strengths and areas where your child may need extra support.



# 3 Steps to Access Results



## 1. Visit the Site

Go to **FLFAST.org/families**. This is the official hub for all resources. Click on "Family Portal" to begin.



## 2. Access Code

Enter your unique **6-character Access Code**. This is provided by your child's school. If you don't have it, contact the school office.

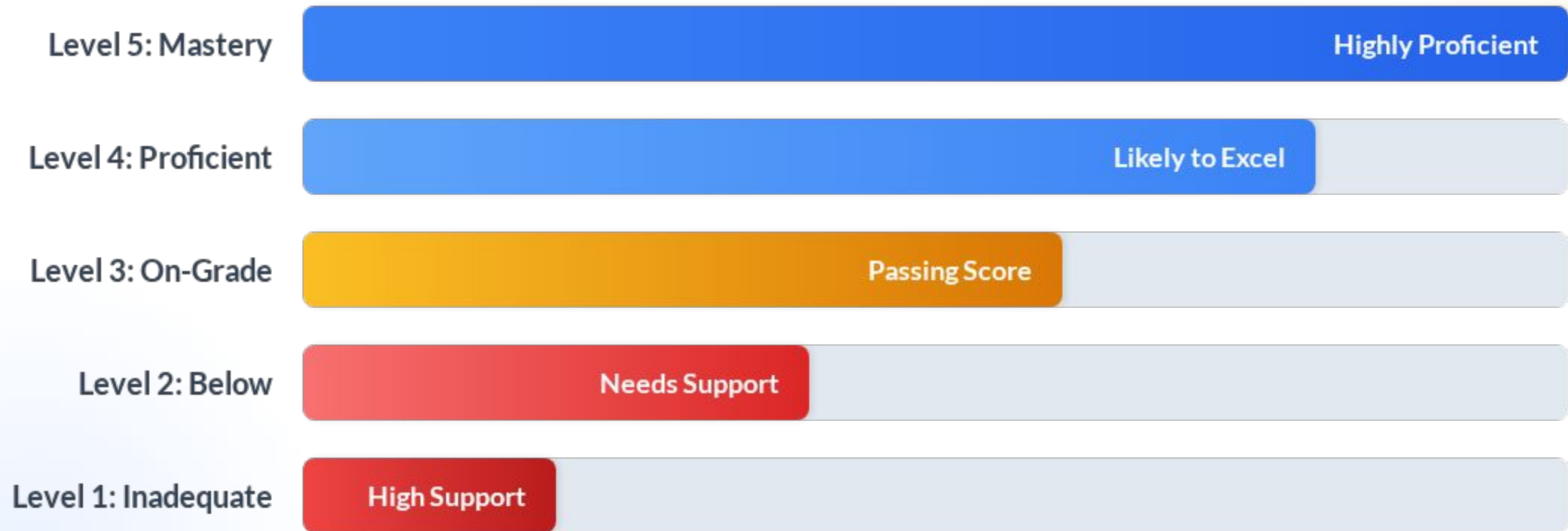


## 3. Student Info

Enter your student's **Date of Birth** and **First Name** exactly as it appears on school records to verify identity.



# Understanding Achievement Levels



*PM1 and PM2 scores are informational. **Level 3** is considered "On-Grade Level" and is the target for PM3 (End of Year).*

# How You Can Help at Home



**Discuss the Data:** Talk to your child's teacher about their PM1 and PM2 scores. Ask what specific skills need



**Read Daily:** Encouraging 20 minutes of reading every day builds vocabulary and stamina for reading tests.



**Test Prep:** Ensure a good night's sleep and a healthy breakfast on assessment days. Reducing anxiety is key to success.

# Portal Resources



## Practice Tests

Familiarize students with the platform interface.



## Fact Sheets

Detailed guides on what is covered in each grade.



## Interpretive Guides

Help for parents to understand the score report.

# Questions?

We are here to support you and your student.

 [contact@yourschool.edu](mailto:contact@yourschool.edu) |  [www.yourschool.edu](http://www.yourschool.edu)

# Image Sources



<https://media.istockphoto.com/id/1401612772/photo/woman-with-tablet-teaching-children-at-school.jpg?s=612x612&w=0&k=20&c=jlY5zMXczc-Sc8QL0PDzn2taghNOGD73tJRL-xgvorQ=>

Source: [www.istockphoto.com](https://www.istockphoto.com)

---



<https://images.unsplash.com/photo-1758598738092-a7cd486baadd?fm=jpg&q=60&w=3000&ixlib=rb-4.1.0&ixid=M3wxMjA3fDB8MHxwaG90by1yZWxhdGVkfDE0fHx8ZW58MHx8fHx8>

Source: [unsplash.com](https://unsplash.com)

---



[https://ohparent.com/wp-content/uploads/2023/09/AdobeStock\\_524166211-scaled.jpeg](https://ohparent.com/wp-content/uploads/2023/09/AdobeStock_524166211-scaled.jpeg)

Source: [ohparent.com](https://ohparent.com)

---



<https://rochestertalon.com/wp-content/uploads/2015/09/Computer-testing.jpg>

Source: [rochestertalon.com](https://rochestertalon.com)

---



[https://images.stockcake.com/public/e/9/9/e99a032a-e7dc-4087-8b77-0b68d002ae16\\_large/cluttered-study-desk-stockcake.jpg](https://images.stockcake.com/public/e/9/9/e99a032a-e7dc-4087-8b77-0b68d002ae16_large/cluttered-study-desk-stockcake.jpg)

Source: [stockcake.com](https://stockcake.com)

---



[https://images.stockcake.com/public/c/4/4/c44f865d-a2a6-4912-8ecf-d8c20520794d\\_large/inspecting-document-closely-stockcake.jpg](https://images.stockcake.com/public/c/4/4/c44f865d-a2a6-4912-8ecf-d8c20520794d_large/inspecting-document-closely-stockcake.jpg)

Source: [stockcake.com](https://stockcake.com)



# Image Sources



<https://girlslife.com/wp-content/uploads/2025/08/bts-supply-guide-aesthetic-top.jpg>

Source: [girlslife.com](https://girlslife.com)